

CORNWALL LOCAL AREA AGREEMENT

April 2008 – March 2011

REFRESH

Original approved:	30 June 2008
This update	27 March 2009

Contact for further information	LAA team laateam@carrick.gov.uk 01872 224234
---------------------------------	--

Version	3.4
---------	-----

CONTENTS

	Pages
INTRODUCTION	4
Vulnerable adults are able to live safely and independently	
• Increased independence of vulnerable people	5
• Increased independence of vulnerable people through provision of high quality, housing related support.....	5
• Improved quality of life and independence of older people.....	6
Successful children and young people	
• Improved life chances for Children In Need, particularly but not exclusively Looked After Children and Young people.....	6
• Improved standards in educational achievement.....	7
• All young people engaged in education, training, or employment.....	8
An inclusive, employable, and skilled workforce	
• Reduce Worklessness.....	9
• Raise the level of skills in the workforce.....	9
People across Cornwall have healthy lifestyles and reduced risks to health and well being	
• A reduction in smoking.....	11
• Improved sexual health.....	11
• The rise in obesity halted.....	11
• Improved mental health.....	11
• Reduce harm caused by alcohol.....	12
• Reduce the harm caused by illegal drugs.....	12
Individual inclusion	
• A reduction in children in poverty.....	12
• Increased opportunities and reduced indebtedness for people on low incomes.....	13
• A reduction in fuel poverty.....	13
Inequalities between communities have reduced	
• Improve the quality of life for people in the most disadvantaged neighbourhoods.....	14
• Reduced health inequalities.....	14
Empowered and inclusive communities	
• To empower local people to have a greater voice and influence over local decision making and the delivery of services.....	15
• Increase the number of people engaging in volunteering.....	15
• A thriving third sector in Cornwall.....	15
• Build a cohesive society based upon equality of opportunity.....	15
• Reduce social exclusion for migrant workers.....	16
Creative, active, and safe communities	
• Fewer people offending (young and adult offenders).....	16
• Reduce crime.....	17
• Reduce fear of crime.....	17
• Increased support for, and improved safety of, survivors of domestic violence and their families.....	18
• Improved support for victims of serious sexual assault	18
• Reduce the number and severity of road traffic collisions.....	18
• To reduce anti-social behaviour.....	18
Low carbon economy and energy security	
• Reducing Cornwall's contribution to climate change.....	20
Adapted to climate change with a thriving farm and food sector, supporting a resilient and	

diverse natural environment	
• Minimise growth in waste production and maximise reuse of materials.....	20
• Improved management of local biodiversity.....	20
Productive and competitive businesses	
• Increased provision of employment space.....	21
• Information society for all.....	21
A network of towns, ports, villages, and rural settlements that supports cultural, economic, and social prosperity	
• Complementary regeneration of towns, ports and villages.....	21
A balanced housing market with affordable, decent, and sustainable homes	
• Increased affordable, decent and sustainable homes.....	22
Sustainable access to work and services	
• Improve access to work, healthcare, education, food shops and recreation.....	22

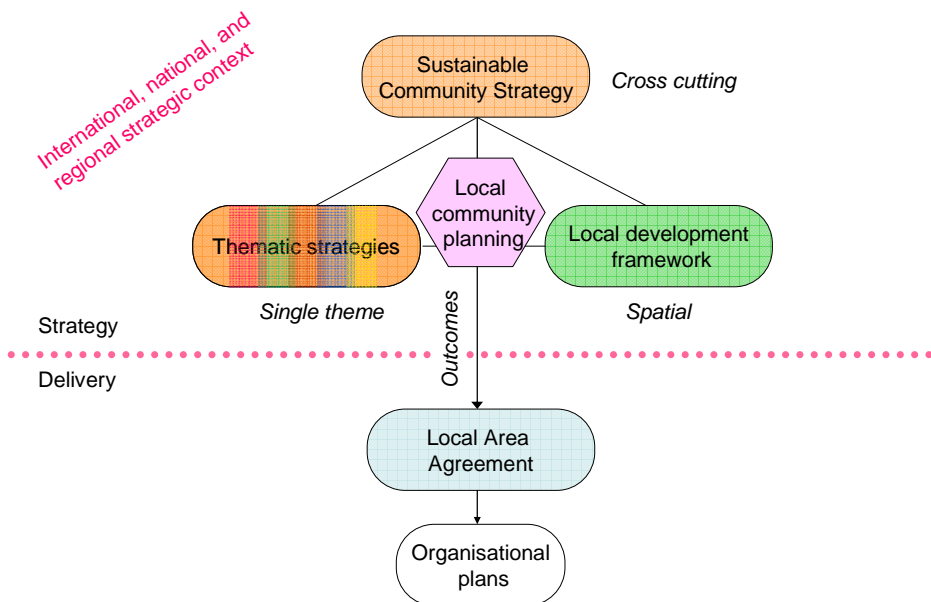
Introduction

1. The Local Area Agreement delivers the Sustainable Community Strategy

1.1 It is how local partners collectively focus resources to tackle together the major issues and challenges facing Cornwall. It contains the priorities for collaborative working.

1.2 It is a technical agreement setting out results to be achieved and targets for improvement. It is for three years and is refreshed annually. The Cornwall Strategic Partnership commissions a programme of work to deliver it.

1.3 What is to be achieved is set out in the Community Strategy and may be long-term, spanning more than one Local Area Agreement. Each Agreement will identify what can be done in the three years that it covers.



2. The national role of the Local Area Agreement

2.1 Government negotiates with the Council¹ and its partners in the Cornwall Strategic Partnership what will be done through the Agreement to contribute to national priorities.

2.2 There is a single set of national indicators, which Government will use to monitor the performance of local authorities and local authorities working in partnership. The aim is to enable 'Government to focus on its priorities in a coordinated way and transfer power from Whitehall to local authorities and to communities².'

2.3 Government Office for the South West negotiates on behalf of Government Departments and works with local partners to identify where local priorities match national ones. Agreement is then reached on which indicators in the national set will be used to set up to 35 improvement targets for those shared priorities.


3. The local opportunity

3.1 The local opportunity is to focus on priorities for Cornwall and to transform how the public sector collectively and with other partners from other sectors serves the people of Cornwall. Taking a fresh look at challenges and opportunities facing Cornwall has identified a set of results that need to be delivered over the next 10-20 years. Local organisations will work together through the Local Area Agreement to achieve those results.

¹ Cornwall CC is the Accountable Body for 2008/9 and this passes to the new single council in April 2009.

² National Indicators for Local Authorities and Local Authority Partnerships: Handbook of Definitions (March 2008), pg 10

Vulnerable adults are able to live safely and independently						
LAA outcomes	Indicator(s), including those from national indicator set (shown with a *)	Baseline	LAA improvement target, including those to be designated (shown with a *), and including education and early years targets			Partners who have signed-up to the target and any which are acting as lead partner/s (shown with a *)
			08/09	09/10	10/11	
Increased independence of vulnerable people	NI 130(VSC17) Social Care clients receiving Self Directed Support (Direct Payments and Individual Budgets)*	2.4%	351.0 per 100,000*	20.9%*	30.0%*	Cornwall Council* Devon and Cornwall Probation Area Primary Care Trust
	NI 135(VSC18) Carers receiving needs assessment or review and a specific carer's service, or advice and information*	28.9% (2007/08)	33.0%*	35.0%*	38.0%*	Cornwall Council* Primary Care Trust
	NI 145(VSC05) Adults with learning disabilities in settled accommodation*	"Cornwall commits to a statistically significant improvement calculated in accordance with the Target Negotiation Brief on data for year 2009/10 as the target for 2010/11 for indicator NI 145. The final target will be confirmed once the data for year 2009/10 is available."				Cornwall Council* Primary Care Trust
	NI 146(VSC07) Adults with learning disabilities in employment*	"Cornwall commits to a statistically significant improvement calculated in accordance with the Target Negotiation Brief on data for year 2009/10 as the target for 2010/11 for indicator NI 146. The final target will be confirmed once the data for year 2009/10 is available."				Cornwall Council* Jobcentre Plus Cornwall Centre for Volunteers Devon and Cornwall Probation Area Primary Care Trust Learning & Skills Council
Increased independence of vulnerable people through provision of high quality, housing related support (SUSTAIN7)	NI 141 Percentage of vulnerable people achieving independent living*	69.97%	72.00%*	75.00%*	80.00%*	Cornwall Council* Cornwall Centre for Volunteers Devon and Cornwall Probation Area Primary Care Trust



Designated Indicators



Local Indicators from the NIS



Local indicators from the existing LAA




Statutory indicators

Improved quality of life and independence of older people (HCOP6)	NI 125(VSC04) Achieving independence for older people through rehabilitation/intermediate care*	Oct-Dec 2008 – to be confirmed later in 2009	—	—	Baseline +3% (if baseline is confirmed as 78% or less) Baseline +2% (if baseline is confirmed as between 78.1 – 89.9%) Baseline +1% (if baseline is confirmed as 90% or more)	Cornwall Council* Cornwall Centre for Volunteers Primary Care Trust
---	--	--	---	---	---	---

Successful children and young people


LAA outcomes	Indicator(s), including those from national indicator set (shown with a *)	Baseline	LAA improvement target, including those to be designated (shown with a *), and including education and early years targets			Partners who have signed-up to the target and any which are acting as lead partner/s (shown with a *)
			08/09	09/10	10/11	
Improved life chances for Children In Need, particularly but not exclusively Looked After Children and Young people. (CYP2)	NI 62 Stability of placements of looked after children: number of moves DCSF DSO*	23.0% (2006/07)	13.0%*	12.0%*	12.0%*	Cornwall Council*
	Local Indicators					
	NI 59 % of initial assessments for children's social care carried out within 7 working days of referral*	76.6%	>80.0%	>80.0%	>80.0%	Cornwall Council*
	NI 60 % of core assessments of children's social care carried out within 35 working days of their commencement*	73.0%	>80.0%	>80.0%	>80.0%	Cornwall Council*
	NI 61 Stability of looked after children adopted following an agency decision that the child should be placed for adoption DCSF DSO*	73.0% (2006/07)	80.0%	85.0%	90.0%	Cornwall Council*
	NI 64 Child protection plans lasting 2 years or more DCSF DSO*	4.7% (2006/07)	6.0%	6.0%	6.0%	Cornwall Council* Primary Care Trust
	NI 65 Children becoming the subject of a Child Protection Plan for a second or subsequent time DCSF DSO*	21.8% (2006/07)	15.0%	12.0%	10.0%	Cornwall Council* Devon and Cornwall Probation Area Primary Care Trust
NI 103 Special Educational Needs – statements issued within 26 weeks DCSF DSO*	91.6% (2006/07)	98.0%	99.0%	99.0%	Cornwall Council*	



Designated Indicators



Local Indicators from the NIS




Local indicators from the existing LAA



Statutory indicators


	NI 99 Children in care reaching level 4 in English at Key Stage 2 PSA 11*	39.1% (9/23 CHILDREN) National = 42.8%	—	40.0%	In line with or better than national target	Cornwall Council*
	NI 100 Children in care reaching level 4 in Maths at Key Stage 2 PSA 11*	47.8% (11/23 CHILDREN) National = 40.9%	—	40.0%	In line with or better than national target	Cornwall Council*
	NI 101 Children in care achieving 5 A*-C GCSEs (or equivalent) at Key Stage 4 (including English and Maths) PSA 11*	16.2%	12.0%	17.0%	In line with or better than national targets	Cornwall Council*
	% of under 16s who have been looked after for 2.5 or more years living in the same placement for at least two years or are placed for adoption (stretch 08/09)	52%	67%	To be determined on completion of initial stretch target		Cornwall Council*
	Educational achievement of LAC aged 11 years in English Key Stage 2 Level 4 (stretch 08/09)	38%	55%	To be determined on completion of initial stretch targets		Cornwall Council*
	Educational achievement of LAC aged 11 years in Maths Key Stage 2 Level 4 (stretch 08/09)	29%	48%	To be determined on completion of initial stretch targets		Cornwall Council*
	Educational achievement of LAC aged 16 years at GCSE, 1 A* - G (stretch 08/09)	10%	15%	To be determined on completion of initial stretch targets		Cornwall Council*
	Educational achievement of LAC aged 16 years at GCSE, 5 A* - G (stretch 08/09)	45%	55%	To be determined on completion of initial stretch targets		Cornwall Council*
	Educational achievement of LAC aged 16 years at GCSE, 1 A* - C (stretch 08/09)	13%	25%	To be determined on completion of initial stretch targets		Cornwall Council*
Improved standards in educational achievement	NI 93 Progression by 2 levels in English between Key Stage 1 and Key Stage 2 PSA 11*	80.6% National = 81.0%	—	88%		Cornwall Council*
	NI 94 Progression by 2 levels in Maths between Key Stage 1 and Key Stage 2 PSA 11*	73.1% National = 73.5%	Not required by DCSF, new NI target measures in place from summer 2009/10)	85%		Cornwall Council*




Designated Indicators



Local Indicators from the NIS




Local indicators from the existing LAA



Statutory indicators


	NI 73 Achievement at level 4 or above in both English and Maths at Key Stage 2 (Threshold) PSA 10*	68.8% National = 70%	Not required by DCSF, new NI target measures in place from summer 2009/10)	78%		Cornwall Council*
	NI 75 Achievement of 5 or more A*-C grades at GCSE or equivalent including English and Maths (Threshold) PSA 10*	43.9% National = 45.8%	50%	53%		Cornwall Council*
All young people engaged in education, training, or employment (CYP1 and CYP5)	NI 117 16 to 18 year olds who are not in education, training or employment (NEET) PSA 14 *	5.8%	5.4%*	5.1%*	4.8%*	Cornwall Council* Jobcentre Plus Cornwall Centre for Volunteers Devon and Cornwall Probation Area Learning & Skills Council
	NI 112(VSB08) Under 18 conception rate* (stretch 08/09)	32.5 (2006/07) (Targets to be set against 1998 baseline of 39.8)	-47.2%*	-50.0%*	Maintain at -50.0%*	Primary Care Trust * Cornwall Council Cornwall Centre for Volunteers
	Local indicators NI 148 Care leavers in employment, education or training PSA 16*	80.0% (2008-9)	None because of CYP2.3(a)	90.0%	To be determined on completion of initial stretch target	Cornwall Council* Jobcentre Plus Cornwall Centre for Volunteers Devon and Cornwall Probation Area Learning & Skills Council
	NI 45 Young offenders engagement in suitable education, employment or training*	73.0%	90.0%	90.0%	90.0%	Youth Offending Team* Cornwall Council Jobcentre Plus Cornwall Centre for Volunteers Devon and Cornwall Probation Area Learning & Skills Council
	NI 87 Secondary school persistent absence rate DCSF DSO*	6.8% National = 7.1%	5.9%	5.5%		Cornwall Council*
	No. of one stop shops (full time)	6	10	12	To be provided 2009	Cornwall Council*
	Number of outreach (part-time) One Stop Shops including delivery	10	14	15	To be provided 2009	Cornwall Council*




Designated Indicators



Local Indicators from the NIS



Local indicators from the existing LAA




Statutory indicators


	Number of information/advice enquiries in callers to One Stop Shops Offices per annum	20000	22000	23000	To be provided 2009	Cornwall Council* Penwith Community Development Trust
	No of Young People Accessing IYSS Targeted Service	10	50	60	To be provided 2009	Cornwall Council* Cornwall Centre for Volunteers
	E2E (Entry to Employment) Starts	396	400	400	To be calculated when the results for 2008/9 have been analysed for impact of the recession	Cornwall Council* Penwith Community Development Trust
	E2E Positive Outcomes	50%	60%	65%		Cornwall Council* Cornwall Centre for Volunteers Penwith Community Development Trust
	E2E Progression to Apprenticeships	20%	25%	30%		Cornwall Council* Penwith Community Development Trust

An inclusive, employable, and skilled workforce

LAA outcomes	Indicator(s), including those from national indicator set (shown with a *)	Baseline	LAA improvement target, including those to be designated (shown with a *), and including education and early years targets			Partners who have signed-up to the target and any which are acting as lead partner/s (shown with a *)
			08/09	09/10	10/11	
Reduce Worklessness (ECON1)	NI 153 Working age people claiming out of work benefits in the worst performing neighbourhoods*	29.0% (May 2007)	29.0%*	28.5%*	27.5%*	Jobcentre Plus* Cornwall Council Cornwall Centre for Volunteers Devon and Cornwall Probation Area Primary Care Trust Penwith Community Development Trust
Raise the level of skills in the workforce (ECON3)	NI 165 Working age population qualified to at least level 4 of higher* The targets are shown as cumulative i.e. 4% being the total % change improvement by the end of the LAA	25.9% (2006)	1.5%*	2.7%*	4.0%*	Learning & Skills Council* Cornwall Council Devon and Cornwall Probation Area S.W. Regional Development Agency

 Designated Indicators

 Local Indicators from the NIS

 Local indicators from the existing LAA


 Statutory indicators


	Local indicators Increase number of adult population with Skills for Life numeracy entry level 3	236000	236800	264600	265430	Learning & Skills Council* Cornwall Council Jobcentre Plus Devon and Cornwall Probation Area Penwith Community Development Trust (PCDT)
	Increase number of adult population with Skills for Life literacy qualifications at level 1	270400	271400	272400	273400	Learning & Skills Council* Cornwall Council Jobcentre Plus Devon and Cornwall Probation Area PCDT
	Number of the working age population having a first full level 2 qualification	196200	201200	206200	211200	Learning & Skills Council* Cornwall Council Jobcentre Plus Cornwall Centre for Volunteers Devon and Cornwall Probation Area PCDT
	Number of the working age population having a first full level 3 qualification	127700	130200	133200	136200	Learning & Skills Council* Cornwall Council Jobcentre Plus Cornwall Centre for Volunteers Devon and Cornwall Probation Area PCDT

People across Cornwall have healthy lifestyles and reduced risks to health and well being

LAA outcomes	Indicator(s), including those from national indicator set (shown with a *)	Baseline	LAA improvement target, including those to be designated (shown with a *), and including education and early years targets			Partners who have signed-up to the target and any which are acting as lead partner/s (shown with a *)
			08/09	09/10	10/11	
<i>Overarching indicators to which all following outcomes contribute</i>	NI 120(VSB01) All-age all cause mortality rate* Female Male Directly age standardised rate (DASR) per 100,000	572/ 100000 DASR 863/ 100000 DASR	438*/ 100000 603*/ 100000	428*/ 100000 586*/ 100000	418*/ 100000 569*/ 100000	Primary Care Trust* Cornwall Council Cornwall Centre for Volunteers


 Designated Indicators

 Local Indicators from the NIS

 Local indicators from the existing LAA

 Statutory indicators

	Local indicator NI 119(VSC31) Self reported measure of people's overall health and well being*	Place survey Autumn 08	To be determined after place survey			Primary Care Trust* Cornwall Council Cornwall Centre for Volunteers Penwith Community Development Trust
A reduction in smoking (HCOP1)	NI 123(VSB03) 16+ current smoking rate prevalence* (Prevalence data will be introduced in 2010).	826 per 100,000 (average annual number of quitters 2004/5-2006/7)	826 per 100,000* (average annual number of quitters 2004/5-2006/7)	826 per 100,000* (average annual number of quitters 2004/5-2006/7)	826 per 100,000* (average annual number of quitters 2004/5-2006/7)	Primary Care Trust* Cornwall Council Cornwall Centre for Volunteers
Improved sexual health (HCOP2)	Local indicators NI 113(VSB13) Prevalence of Chlamydia in under 20 year olds*	Dept. of Health to set baseline in 2010	-	-	Awaiting baseline	Primary Care Trust * Cornwall Council Cornwall Centre for Volunteers
	HCOP2.2 Number of young people aged 15-24 years being screened for Chlamydia (stretch 08/09)	20% (2004)	60%	Replaced by NI 113		Primary Care Trust * Cornwall Council
The rise in obesity halted (HCOP3)	NI 8 Adult participation in sport and active recreation*	21.2% (2005/6)	23.2%*	24.2%*	25.2%*	Cornwall Council* Carrick Leisure (Cornwall Council) Jobcentre Plus Cornwall Centre for Volunteers Devon and Cornwall Probation Area Primary Care Trust
	Local indicators NI 53(VSB11) Prevalence of breastfeeding at 6 – 8 weeks from birth*	47.3%	-----	48.3%	49.3%	Cornwall Council* Cornwall Centre for Volunteers Primary Care Trust
	NI 55(VSB09) Obesity among primary school age children in Reception Year*	9.9% (2007/8)	9.0%	8.5%	7.9%	Cornwall Council* Primary Care Trust * Cornwall Centre for Volunteers
	NI 56(VSB09) Obesity among primary school age children in Year 6*	17.0% (2007/8)	17.5%	17.0%	16.7%	Cornwall Council* Primary Care Trust * Carrick Leisure (Cornwall Council) Cornwall Centre for Volunteers
Improved mental health (HCOP5)	Local indicator HCOP5.2 Rate of suicides in Cornwall deaths per 100,000 directly standardised	11.93 (2004/06 rolling average)	---	---	9.83 (3 year average)	Primary Care Trust * Cornwall Council Cornwall Centre for Volunteers Devon and Cornwall Probation Area




Designated Indicators



Local Indicators from the NIS



Local indicators from the existing LAA





Statutory indicators

Reduce harm caused by alcohol (SAFE 8)	NI 39(VSC26) Alcohol-harm related hospital admission rates* (European age standardised)	1224 (per 100000 population)	1400 per 100000*	1512 per 100000*	1617 per 100000*	Primary Care Trust * Cornwall Council Cornwall Centre for Volunteers Devon and Cornwall Constabulary Devon and Cornwall Probation Area
Reduce the harm caused by illegal drugs (SAFE 4)	Local indicators NI 40(VSB14) Drug users in effective treatment*	1119	1130	1141	1153	Cornwall Council* Primary Care Trust * Youth Offending Team Devon and Cornwall Constabulary Devon and Cornwall Probation Area

Individual Inclusion						
LAA outcomes	Indicator(s), including those from national indicator set (shown with a *)	Baseline	LAA improvement target, including those to be designated (shown with a *), and including education and early years targets			Partners who have signed-up to the target and any which are acting as lead partner/s (shown with a *)
			08/09	09/10	10/11	
A reduction in children in poverty (CYP3)	NI 116 Proportion of children in poverty*	16.7% (2007)	15.1%*	14.3%*	13.5%*	Cornwall Council* Jobcentre Plus Cornwall Centre for Volunteers Devon and Cornwall Probation Area Citizens Advice Bureau Primary Care Trust Learning & Skills Council
	NI 72 Achievement of at least 78 points across the Early Years Foundation Stage with at least 6 in each of the scales in Personal Social and Emotional Development and Communication, Language and Literacy*	48.4% National = 45%	50.0%	51.0%		Cornwall Council*
	NI 88 Number of schools providing access to extended services*	59	36	39	42	Cornwall Council* Cornwall Centre for Volunteers Primary Care Trust
	NI 109 Delivery of Sure Start Children Centres*	37 (2007/08)	42	42	To be competed by end of 2009/10	Cornwall Council* Cornwall Centre for Volunteers

 Designated Indicators


 Local Indicators from the NIS


 Local indicators from the existing LAA


 Statutory indicators

Individual Inclusion										
LAA outcomes	Indicator(s), including those from national indicator set (shown with a *)	Baseline		LAA improvement target, including those to be designated (shown with a *), and including education and early years targets				Partners who have signed-up to the target and any which are acting as lead partner/s (shown with a *)		
				08/09	09/10	10/11				
	NI 118 Take up of formal childcare by low-income working families*	To be provided in 2009	—	To be provided in 2009	To be provided in 2009					Cornwall Council* Jobcentre Plus
	NI 92 Narrowing the gap between the lowest achieving 20% in the Early Years Foundation Stage Profile and the rest	34.1% National = 37.2%	30.2%	29.2%						Cornwall Council*
	CYP3.3 Increase the stock of Ofsted childcare (Reduce Turnover) (stretch 08/09)	21%	16%	To be determined when stretch target is completed						Cornwall Council*
Increased opportunities and reduced indebtedness for people on low incomes (STRONG7)	Local indicators <i>DWP are developing a new data set to be published in May 2009, Targets will be developed during 2009 relating to income/debt ratios and the level of managed debt.</i>	To be provided 2009	—	To be provided 2009	To be provided 2009					Agency and CAB) Cornwall Council Jobcentre Plus Cornwall Centre for Volunteers Devon and Cornwall Probation Area Citizens Advice Bureau* Primary Care Trust Penwith Community Development Trust
A reduction in fuel poverty (ECON2)	NI 187 Tackling fuel poverty – % of people receiving income based benefits living in homes with a low and high energy efficiency rating*	Sub SAP 35 28.57 %	Plus SAP 65 18.12 %	—	—	—	—	Sub SAP 35 27.57 %	Plus SAP 65 20.12 %	Community Energy Plus* Cornwall Council Jobcentre Plus Cornwall Centre for Volunteers Citizens Advice Bureau Primary Care Trust

 Designated Indicators


 Local Indicators from the NIS

 Local indicators from the existing LAA


 Statutory indicators

Inequalities between communities have reduced

LAA outcomes	Indicator(s), including those from national indicator set (shown with a *)	Baseline	LAA improvement target, including those to be designated (shown with a *), and including education and early years targets			Partners who have signed-up to the target and any which are acting as lead partner/s (shown with a *)
			08/09	09/10	10/11	
Improve the quality of life for people in the most disadvantaged neighbourhoods (STRONG3)	Local indicators Strong 3.1 % of Neighbourhood Element target neighbourhood residents satisfied with the public service delivery	5% (2006)	25%		Biennial survey	Treneere Together Partnership Cornwall Council* Devon and Cornwall Constabulary Primary Care Trust
	Strong 3.2 % of N.E target neighbourhood residents who feel they influence decisions made locally	3% (2006)	20%	30%	40%	Treneere Together Partnership Cornwall Council* Devon and Cornwall Constabulary Primary Care Trust Penwith Community Development Trust
	Strong 3.3 % of N.E target neighbourhood residents returning neighbourhood surveys	20%	30%	35%	40%	Treneere Together Partnership Cornwall Council*
	Strong 3.4 Nos. of premises in target neighbourhoods classed as non decent and annual targets for relevant RSL's as per agreed decent home programme – Treneere	77 (2005/06)	77	60	48	Cornwall Council* Treneere Together Partnership
	– Pengegon	66 (2005/06)	12	54	42	Cornwall Council*
	– Redruth North	69 (2005/06)	6	63	51	Cornwall Council*
	Reduced health inequalities (HCOP4)	Local indicators HCOP4.4 Reduce health inequalities in the local residents by narrowing the gap of all age, all cause mortality between the most and the least deprived	124.7 per 100000 (2004-6)	-----	-----	Green rating. Gap between the fifth most and the fifth least deprived of areas is less than 150 deaths per 100000 pop. and not statistically different from zero




Designated Indicators



Local Indicators from the NIS




Local indicators from the existing LAA




Statutory indicators

Empowered and inclusive communities

LAA outcomes	Indicator(s), including those from national indicator set (shown with a *)	Baseline	LAA improvement target, including those to be designated (shown with a *), and including education and early years targets			Partners who have signed-up to the target and any which are acting as lead partner/s (shown with a *)
			08/09	09/10	10/11	
To empower local people to have a greater voice and influence over local decision making and the delivery of services (STRONG1)	Local indicators NI 4 (local % of people who feel they can influence decisions in their locality)*	To be provided when the results of Place Survey are published	—	To be calculated when the results of the Place Survey are published	To be calculated when the results of the Place Survey are published	Penwith Community Development Trust Cornwall Council* Cornwall Centre for Volunteers Cornwall Rural Community Council* Devon and Cornwall Constabulary Devon and Cornwall Probation Area Primary Care Trust
Increase the number of people engaged in volunteering (STRONG2)	Local indicators NI 6 Participation in regular volunteering*	To be provided when the results of Place Survey are published	—	To be calculated when the results of the Place Survey are published	To be calculated when the results of the Place Survey are published	Jobcentre Plus Cornwall Centre for Volunteers* Cornwall Rural Community Council Devon and Cornwall Constabulary Devon and Cornwall Probation Area Citizens Advice Bureau Primary Care Trust Learning & Skills Council Penwith Community Development Trust/ Penwith Volunteer Bureau
A thriving third sector in Cornwall	NI 7 Environment for a thriving third sector*	17.9%	—	—	21.8%	Cornwall Council Cornwall Centre for Volunteers Cornwall Rural Community Council Devon and Cornwall Probation Area Penwith Community Development Trust
Build a cohesive society based upon equality of opportunity (STRONG5)	Local indicators NI 1 % of people who believe people from different backgrounds get on well together in their local area*	55.3%	57.0%	59.0%	61.0%	Cornwall Council Cornwall Centre for Volunteers Devon and Cornwall Constabulary Devon and Cornwall Probation Area Primary Care Trust* Penwith Community Development Trust
Reduce social exclusion for migrant	Local indicators NI 13 Migrants' English language skills and	36%	-----	41%	46%	Cornwall Council* Cornwall Centre for Volunteers




Designated Indicators



Local Indicators from the NIS




Local indicators from the existing LAA




Statutory indicators

workers (STRONG4)	knowledge*					Devon & Cornwall Probation Area Penwith Community Development Trust
----------------------	------------	--	--	--	--	--

Creative, active, and safe communities						
LAA outcomes	Indicator(s), including those from national indicator set (shown with a *)	Baseline	LAA improvement target, including those to be designated (shown with a *), and including education and early years targets			Partners who have signed-up to the target and any which are acting as lead partner/s (shown with a *)
			08/09	09/10	10/11	
Fewer people offending (young and adult offenders) (SAFE 5)	NI 18 Adult re-offending rates for those under probation supervision*	0%	N/A	N/A	By March 2011, to achieve an 11.27% reduction in re-offending compared to the rate predicted for the combined March 2010, June 2010, September 2010 and December 2010 cohorts.	Cornwall Council Cornwall Centre for Volunteers Devon and Cornwall Constabulary Devon and Cornwall Probation Area*
	Local indicators NI 19 Rate of proven re-offending by young offenders* Youth Offending Team sample will be new cases opened from Jan-March 2008. Quarterly reporting will begin from 31 October 2008 which will record April to June 2008 reoffending within the sample taken. The details for quarter 2 will be submitted to the YJB on 31 January 2009. The sequence then continues. There is no relevant baseline that will measure like for like at this stage.	Youth Justice Board to determine	-5.0%	Awaiting baseline to be set	Awaiting baseline to be set	Youth Offending Team* Cornwall Council Jobcentre Plus Cornwall Centre for Volunteers Devon and Cornwall Constabulary Devon and Cornwall Probation Area
	NI 43 Young people within the Youth Justice System receiving a conviction in court who are sentenced to custody*	4.2%	No more than 5.0% of all sentences	No more than 5.0% of all sentences	No more than 5.0% of all sentences	Youth Offending Team* Cornwall Council Devon and Cornwall Probation Area




Designated Indicators



Local Indicators from the NIS




Local indicators from the existing LAA



Statutory indicators

	NI 46 Young offenders access to suitable accommodation*	92.0%	100.0%	100.0%	100.0%	Cornwall Council Youth Offending Team* Devon and Cornwall Probation Area
	NI 111 First time entrants to the Youth Justice System aged 10 -17*	568 per 100,000	No more than 551 per 100,000 2% reduction	2% reduction on 2008/09 outcome	2% reduction on 2009/10 outcome	Youth Offending Team* Cornwall Council Devon and Cornwall Constabulary Devon and Cornwall Probation Area
	NI 143 Offenders under Probation supervision living in settled and suitable accommodation at the end of their order or licence*	79.0%	81.0%	82.0%	83.0%	Cornwall Council Devon and Cornwall Probation Area*
	NI 144 Offenders under Probation supervision in employment at the end of their order or licence*	35.0%	40.0%	41.0%	42.0%	Cornwall Centre for Volunteers Cornwall Council Devon and Cornwall Probation Area*
Reduce crime (SAFE 6)	NI 20 Assault with injury crime rate* A reduction of 4.1% on the baseline of recorded Assault with Less Serious Injury rate of crimes per 1,000 population in 2008/09 (based on mid-2007 population estimates), as measured by the equivalent rate of crimes per 1,000 population in 2010/11 (based on mid-2009 population estimates)	Recorded Assault with Less Serious Injury rate per 1,000 population in 2008/09 (based on mid-2007 population estimates) – to be finalised in June 2009.	N/A	Reduction of 2.0% from baseline	Reduction of 4.1% from baseline. (Please note the 2010/11 figure will be calculated using mid-2009 population estimates.)	Cornwall Council Devon and Cornwall Constabulary* Devon & Cornwall Probation Area
	Local indicators NI 16 Serious acquisitive crime rate*	6.49 per 1000 population 3436 (no. of crimes)	6.36 per 1000 population 3367 (no. of crimes)	6.23 per 1000 population 3300 (no. of crimes)	6.11 per 1000 population 3234 (no. of crimes)	Cornwall Council Devon and Cornwall Constabulary* Devon and Cornwall Probation Area
Reduce fear of crime. (SAFE 2)	Local Indicators Safe 2 Reduce perceptions of people worried about becoming a victim of crime	40.1%	37.4%	34.8%	32.1%	Youth Offending Team Cornwall Council* Cornwall Centre for Volunteers Devon and Cornwall Constabulary Devon and Cornwall Probation Area



Designated Indicators



Local Indicators from the NIS




Local indicators from the existing LAA



Statutory indicators


Increased support for, and improved safety of, survivors of domestic violence and their families (SAFE 1)	Local indicators NI 32 Repeat incidents of domestic violence (APACS deferred until 2009/10)* Multi-Agency Risk Assessment Conference (MARAC) data in the first 12 months is not comparable with data from more mature MARACs. All MARACs in Cornwall have not yet over 12 months data so the target is based on data from mature MARACs and is against the baseline when known.	To be provided in 2009 when all MARACs reach the appropriate level of maturity	—	—	28% reduction against the baseline	Cornwall Council* Cornwall Centre for Volunteers Devon and Cornwall Constabulary Devon and Cornwall Probation Area Primary Care Trust Learning & Skills Council
	Safe 1.1 (Stretch 08/09) Proportion of DV crimes that results in serious assault or death	3.4%	2.0%	To be determined on completion of initial stretch target	Cornwall Council* Devon and Cornwall Constabulary Devon and Cornwall Probation Area Primary Care Trust	
	Safe 1.2 (Stretch 08/09) % of DV offences with a brought to justice outcome	31.2%	37.0%	To be determined on completion of initial stretch target	Cornwall Council* Devon and Cornwall Constabulary Devon and Cornwall Probation Area Primary Care Trust	
Improved support for victims of serious sexual assault	NI 26 Specialist support to victims of a serious sexual assault* ('Placeholder') (Deferred by Home Office/CLG to 2010)	To be provided in 2010	—	—	To be provided in 2010	Cornwall Council* Youth Offending Team Cornwall Centre for Volunteers Devon and Cornwall Constabulary Devon and Cornwall Probation Area (Victims Officer) Primary Care Trust
Reduce the number and severity of road traffic collisions (SAFE 3)	Local indicators NI 47 People killed or seriously injured in road traffic accidents*	317	236	222	208	Cornwall Council* Devon and Cornwall Constabulary Devon and Cornwall Probation Area Primary Care Trust The Highways Agency
To reduce anti-social behaviour (SAFE 7)	NI 27 Understanding of local concerns about anti-social behaviour and crime issues by the local council and police* (Awaiting published results of place survey)	26.3% (provisional – 2008 Place Survey results yet to be published; figure will be finally confirmed at	N/A	N/A	*The result of the 2008 Place Based Survey plus the minimum change required to demonstrate a statistically significant improvement** (calculated in accordance	Cornwall Council* Cornwall Centre for Volunteers Devon and Cornwall Constabulary Devon and Cornwall Probation Area




Designated Indicators



Local Indicators from the NIS




Local indicators from the existing LAA



Statutory indicators

		time of publication)			with the relevant departmental advice) plus a further 2.30 percentage points improvement in addition to this minimum. * Target achievement measured by results of 2010 Place Based Survey. ** The final numerical value for the minimum statistically significant improvement for the 2010-11 target will be confirmed by the Home Office once data for the 2010 Place Survey are available.	
	NI 33a Arson incidents* (primary fires)	9.8	5.7	5.3	5.0	Cornwall Council* Devon and Cornwall Constabulary Devon and Cornwall Probation Area
	NI 33b Arson incidents* (secondary fires)	9.9	7.7	7.3	7.0	Cornwall Council* Devon and Cornwall Constabulary Devon and Cornwall Probation Area


Low carbon economy and energy security




Designated Indicators



Local Indicators from the NIS



Local indicators from the existing LAA




Statutory indicators

LAA outcomes	Indicator(s), including those from national indicator set (shown with a *)	Baseline	LAA improvement target, including those to be designated (shown with a *), and including education and early years targets			Partners who have signed-up to the target and any which are acting as lead partner/s (shown with a *)
			08/09	09/10	10/11	
Reducing Cornwall's contribution to climate change	NI 186 Per capita reduction in CO ² emissions in the LA area*	7.7 Tonnes CO ₂ per capita (2005)	6.1%*	7.9%*	9.8%*	Cornwall Council Cornwall Centre for Volunteers Community Energy Plus" Devon and Cornwall Constabulary Devon and Cornwall Probation Area Primary Care Trust S.W. Regional Development Agency


Adapted to climate change with a thriving farm and food sector, supporting a resilient and diverse natural environment

LAA outcomes	Indicator(s), including those from national indicator set (shown with a *)	Baseline	LAA improvement target, including those to be designated (shown with a *), and including education and early years targets			Partners who have signed-up to the target and any which are acting as lead partner/s (shown with a *)
			08/09	09/10	10/11	
Minimise growth in waste production and maximise reuse of materials (SUSTAIN3)	NI 191 Residual household waste per household*	858.35 kilograms (2006/07)	778.93* kilograms	713.49* kilograms	685.36* kilograms	Cornwall Council* Cornwall Centre for Volunteers
Improved management of local biodiversity (SUSTAIN6)	NI 197 Improved local biodiversity - active management of local sites*	61%	64%*	67%*	70%*	Cornwall Council* Environment Agency Natural England Cornwall Centre for Volunteers Learning & Skills Council


Productive and competitive businesses




Designated Indicators



Local Indicators from the NIS



Local indicators from the existing LAA




Statutory indicators

LAA outcomes	Indicator(s), including those from national indicator set (shown with a *)	Baseline	LAA improvement target, including those to be designated (shown with a *), and including education and early years targets			Partners who have signed-up to the target and any which are acting as lead partner/s (shown with a *)
			08/09	09/10	10/11	
Increased provision of employment space (ECON4)	Local indicators Employment Space Created for B1, B2, B8 uses		Outcome under review			S.W. Regional Development Agency* Cornwall Council
	Employment space in development for B1, B2 and B8 uses (new or upgraded)		Outcome under review			S.W. Regional Development Agency* Cornwall Council
	% of B1, B2. and B8 employment in development receiving public sector funding targeting BREEAM (or equivalent) Excellent standard	35%	Outcome under review			S.W. Regional Development Agency* Cornwall Council
Information society for all (ECON7)	Local indicators Broadband take-up by households	50% (2007)	60%	65%	70%	Cornwall Council Jobcentre Plus Learning & Skills Council
	% businesses trading online	21% (2008)	27%	32%	37%	Cornwall Council
	% availability of next generation broadband	0% (2008)	---	5%	30%	Cornwall Council

A network of towns, ports, villages, and rural settlements that supports cultural, economic, and social prosperity

LAA outcomes	Indicator(s), including those from national indicator set (shown with a *)	Baseline	LAA improvement target, including those to be designated (shown with a *), and including education and early years targets			Partners who have signed-up to the target and any which are acting as lead partner/s (shown with a *)
			08/09	09/10	10/11	
Complementary regeneration of towns, ports and villages (ECON5)	Econ 5.2 Shopping centre yield	6.5	0.25 decrease	To be provided 2009	To be provided 2009	Cornwall Council
	Econ 5.3 Rowdy/nuisance behaviour (every six months per 1000 population)	66 (2007/8)	66	66	66	Cornwall Council Devon and Cornwall Constabulary


A balanced housing market with affordable, decent, and sustainable homes




Designated Indicators



Local Indicators from the NIS




Local indicators from the existing LAA



Statutory indicators

LAA outcomes	Indicator(s), including those from national indicator set (shown with a *)	Baseline	LAA improvement target, including those to be designated (shown with a *), and including education and early years targets			Partners who have signed-up to the target and any which are acting as lead partner/s (shown with a *)
			08/09	09/10	10/11	
Increased affordable, decent and sustainable homes (SUSTAIN2)	NI 154 Net additional homes provided*	2347	2352*	2352*	2352*	Cornwall Council*
	NI 155 Number of affordable homes delivered (gross)*	421	835*	850*	910*	Cornwall Council*
	NI 156 Number of households living in temporary accommodation*	984 (Dec 04)	465*	365*	354*	Cornwall Council*
	Local indicator NI 159 Supply of ready to develop housing sites*		100%	To be determined following adoption of the Regional Spatial Strategy in June 2009	To be determined following adoption of the Regional Spatial Strategy in June 2009	Cornwall Council*


Sustainable access to work and services						
LAA outcomes	Indicator(s), including those from national indicator set (shown with a *)	Baseline	LAA improvement target, including those to be designated (shown with a *), and including education and early years targets			Partners who have signed-up to the target and any which are acting as lead partner/s (shown with a *)
			08/09	09/10	10/11	
Improve access to work, healthcare, education, food shops and recreation (SUSTAIN4)	NI 175 Access to services and facilities by public transport, walking and cycling*	0%	65%*	75%*	80%*	Cornwall Council* Cornwall Centre for Volunteers Primary Care Trust
	Local indicators NI 177 Local bus passenger journeys originating in the authority area.*	8010000 (2003/4)	7849800	8170200	8330400	Cornwall Council* Primary Care Trust




Designated Indicators



Local Indicators from the NIS



Local indicators from the existing LAA



Statutory indicators

Filename: 090327 Cornwall LAA - as approved by SOS-1.doc
Directory: M:\DOCUME~1\Mike\LOCALS~1\Temp
Template: M:\Documents and Settings\Mike\Application
Data\Microsoft\Templates\Normal.dot
Title: 1
Subject:
Author: Janet Popham
Keywords:
Comments:
Creation Date: 18/05/2009 16:09:00
Change Number: 2
Last Saved On: 18/05/2009 16:09:00
Last Saved By: Carrick User
Total Editing Time: 2 Minutes
Last Printed On: 19/05/2009 14:47:00
As of Last Complete Printing
Number of Pages: 22
Number of Words: 6,141 (approx.)
Number of Characters: 35,008 (approx.)